
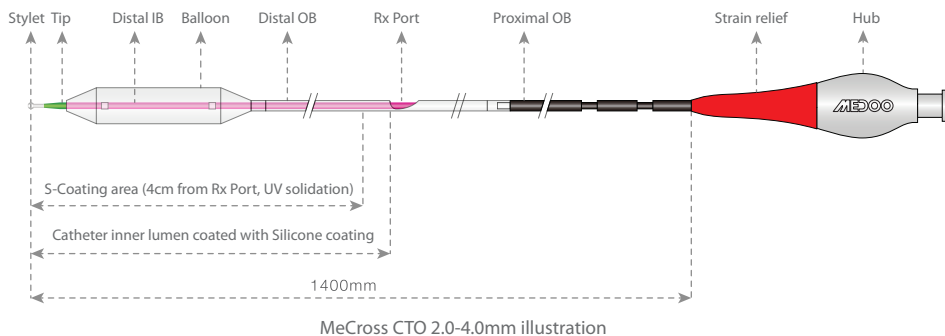


Ordering Information

Φ (mm)	1.0	1.25	1.5	1.75	2.0	2.25	2.5	2.75	3.0	3.25	3.5	4.0
Length(mm)												
10	MC-01-1010	-1210	-1510	-1710	-2010	-2210	-2510	-2710	-3010	-3210	-3510	-4010
15	MC-01-1015	-1215	-1515	-1715	-2015	-2215	-2515	-2715	-3015	-3215	-3515	-4015
20	MC-01-1020	-1220	-1520	-1720	-2020	-2220	-2520	-2720	-3020	-3220	-3520	-4020
30	MC-01-1030	-1230	-1530	-1730	-2030	-2230	-2530	-2730	-3030	-3230	-3530	-4030

Compliance Information

Φ (mm)	1.0	1.25	1.5	1.75	2.0	2.25	2.5	2.75	3.0	3.25	3.5	4.0
Pressure(ATM)												
2	0.90	1.15	1.40	1.65	1.87	2.15	2.36	2.60	2.82	3.05	3.30	3.78
4	0.95	1.20	1.45	1.70	1.94	2.20	2.45	2.67	2.91	3.15	3.40	3.90
6(NP)	1.00	1.25	1.50	1.75	2.00	2.25	2.50	2.75	3.00	3.25	3.50	4.00
8	1.05	1.30	1.55	1.80	2.05	2.35	2.57	2.85	3.10	3.35	3.63	4.13
10	1.10	1.35	1.60	1.85	2.11	2.40	2.64	2.95	3.18	3.45	3.74	4.25
12	1.15	1.40	1.65	1.90	2.19	2.50	2.71	3.00	3.27	3.55	3.85	4.35
14	1.20	1.45	1.70	1.95	2.25	2.55	2.80	3.05	3.35	3.65	3.95	4.45
16(RBP)	1.23	1.50	1.75	2.00	2.32	2.60	2.85	3.15	3.45	3.75	4.05	4.58
18	1.25	1.55	1.80	2.05	2.38	2.68	2.93	3.25	3.55	3.85	4.15	4.68



MeCross CTO 1.0-1.75mm Distal illustration

Shenzhen Medoo Medical Tech. Co., Ltd.

Room A-408, Platform Building, Shenzhen Virtual University Park, Yuxing 2 Road, Nanshan district, Shenzhen, China

TEL: +86-0755-26928966 FAX +86-0755-26920966

Jiangsu Medoo Medical Equipment Tech. Co., Ltd.

#1, Shiji Road, Binhai, Yancheng, Jiangsu, China


TEL: +86-0515-84537776 FAX: +86-0515-84537706

Introduction of MeCross CTO

MeCross CTO (RX type) Semi-Compliant PTCA Balloon Dilatation Catheter is a high performance pre-dilatation balloon catheter of MeCross family, which is designed for CTO and other chronic coronary stenosis. The latest technology of balloon design, materials and clinical requirements are applied to MeCross CTO to ensure an excellent crossing performance with safety.

MeCross CTO applies a design of low proximal shaft OD to ensure two balloons can be used inside one 6F guiding catheter in kissing case. The unique M-Advance Tip design ensures the product a superior crossing ability, while the new ultra-lubricated S-coating hydrophilic coating also helps reducing shaft friction and further enhancing the crossing ability to a new high level in PTCA surgery.

"Seamless" force conduction technology ensures the whole catheter a satisfied balance in the pushing and tracking ability, which makes MeCross CTO able to go through stenosis freely and deal with the hard calcification lesion in CTO case. The diameter configuration which ranges from 1.0mm to 4.0mm meets all pre-dilatation clinical needs of PTCA.



Technical Specification

RX Design

Working length=140cm

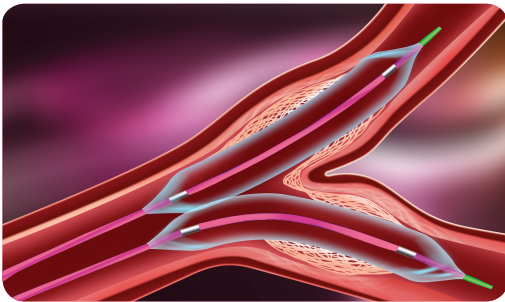
12 kinds of different diameters ranging from 1.0mm-4.0mm

4 kinds of different length configurations including 10mm, 15mm, 20mm & 30mm

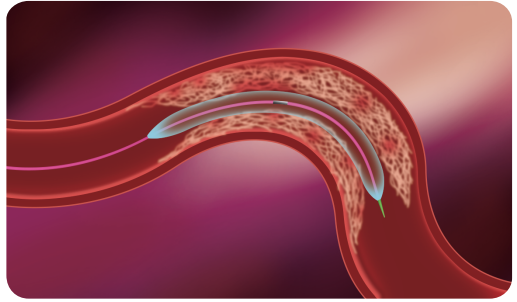
NP=6atm, RBP=16atm, reliable

Product Advantages


- Specially designed for CTO (1.0-1.25mm) and other chronic coronary stenosis pre-dilatation case
- Advantage of optimized CTO case configuration (1.0-1.25mm)
 - Suitable to extremely challenging lesions with minimum diameter of 1.0mm
 - Single marker design and Laser rotary cut distal core attributes to excellent flexibility and trackability
 - Handle the most complex CTO lesion, unlimited crossing force
- "Seamless" force conduction technology ensures enough push ability
- "S-Coating" with the latest technology can ensure durable and strong hydrophilic ability to pass through the most complex lesions with zero resistance
- Delicate "M-advance" tip design to make the catheter softer and more flexible to protect the blood vessels and defend the health
- Outstanding kissing capabilities to 6F guiding catheter




Outstanding kissing capability is suitable for 6F guiding catheter.



It can replace microcatheter to treat CTO case.



M-Advance Tip successfully traverses the competitor's tip.



The laser rotary cut distal core keeps good flexibility.

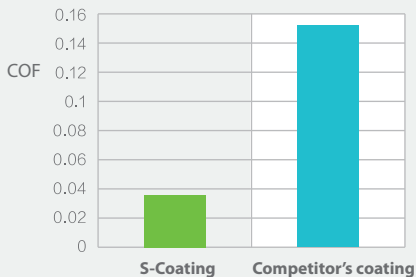
Description of S-Coating

Performance & Advantages

The S-Coating hydrophilic coating adopts the latest UV light curing technology to significantly reduce surface friction and help decrease the trauma to patient. While effectively reducing the patient's discomfort, the complications caused by mucosal and tissue cell damages during product insertion are also largely avoided. Moreover, S-Coating can also speed up the delivery of the catheter.

Medoo S-Coating vs. coating of competitor's catheter

Coefficient of Friction (COF)



Comparison with Other Competitors

Item	Coating Performance
COF	COF of Medoo S-Coating=0.0353 COF of competitor's coating=0.151
Firmness	After 25 fiction test cycles (gripping force=300g), Medoo S-Coating keeps stable and integrated, while competitor's coating is abraded.

Instruction

